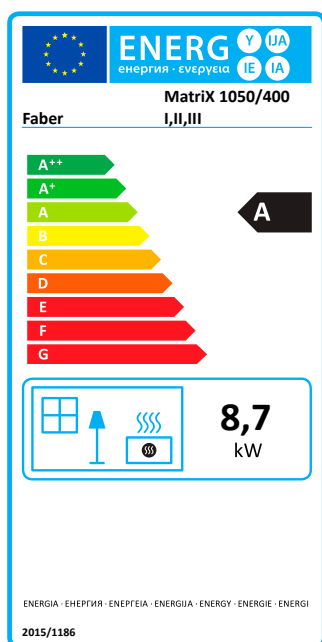
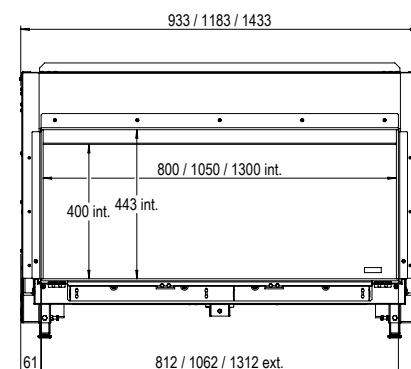
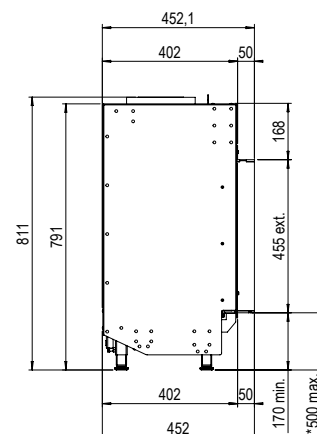
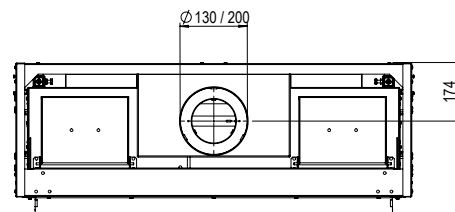


LINEAR FIRE

MatriX | 1050/400 I



Specifications MatriX 1050/400 I

Type	Built-in
Model	Frontmodel
Exterior dimensions WxHxD in mm	1183 x 811 x 452
Fire display WxHxD in mm	1050 x 400
System	Double Line Burner
Decoration	Log set or Carrara pebbles or Grey split stones
Back walls	Smooth steel
Remote	ITC remote
Power (kW)	8,7
Operating system	Honeywell
Energy label	A

DECORATION OPTIONS



OPTIONS

- Glass back wall black
- Anti-reflective glass
- Wall bracket
- Adjustable legs

There is **so much to tell...**

Depth frame 100mm will be available again in 2021. Faber will inform you when the frame becomes available in due course.

For more information, please take a look at the website

www.faberfires.com